

**REZULTATI**

2023


**I PRVOG TROMJESEČJA**

2024



# SADRŽAJ

- 1 OSVRT NA 2023.
- 2 FINANCIJSKI  
REZULTATI 2023.
- 3 GLAVNA OBILJEŽJA I  
FINANCIJSKI REZULTATI  
Q1 2024.
- 4 OČEKIVANJA



*Plastik*  
**OSVRT  
NA 2023.**

# GLAVNA OBILJEŽJA 2023.

1



# VAŽNI DOGAĐAJI U 2023.

1



**FORD Q1**



**U KATEGORIJI  
ODRŽIVOG KORPORATIVNOG  
UPRAVLJANJA**




**NAJBOLJI DOBAVLJAČ  
ZA ISTOČNU EUROPU**

# VAŽNI DOGAĐAJI U 2023.

1



SVE EUROPSKE  
PROIZVODNE  
LOKACIJE



# NAJZNAČAJNIJI RAZVOJNI PROJEKTI U 2023.

1

9

NOVIH

30

AKTIVNIH

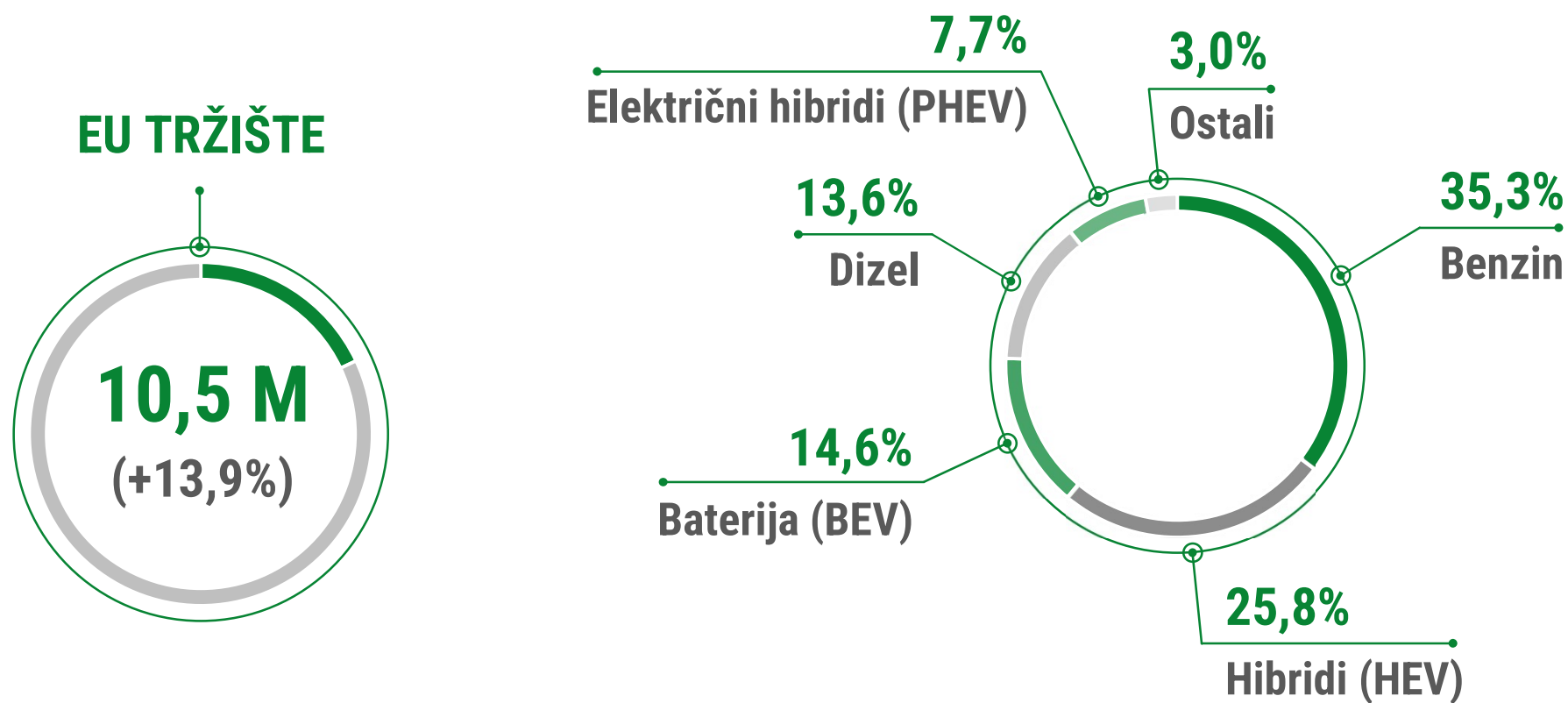
## PRVI PUTA RAZVOJNI DOBAVLJAČ ZA POZNATOG KUPCA



- OBLOGE KOTAČA I PRAGOVA
- LETVICE VRATA I BOČNE OBLOGE
- SPOJLER

# TRŽIŠTE NOVOREGISTRIRANIH AUTOMOBILA

1







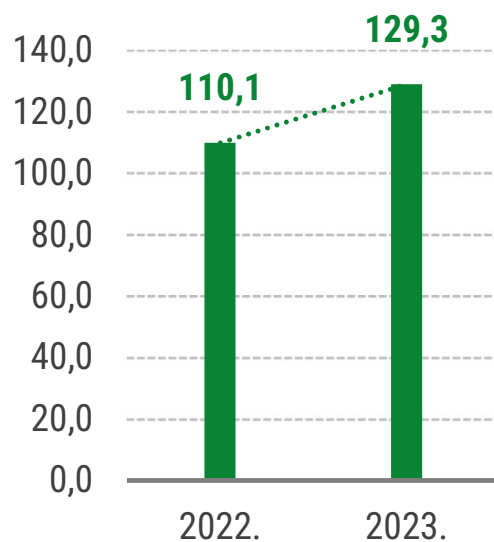
# **FINANCIJSKI REZULTATI 2023.**

# POSLOVNI PRIHODI

2

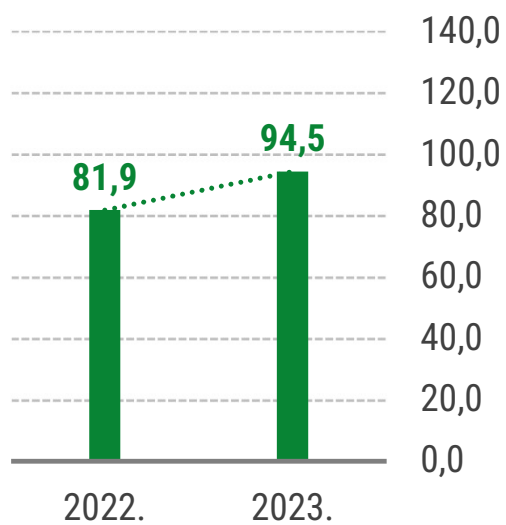
## AD PLASTIK GRUPA

■ Prihodi (M€) ..... +17,4%




## AD PLASTIK D.D.

■ Prihodi (M€) ..... +15,4%



## UTJECAJ NA PRIHODE

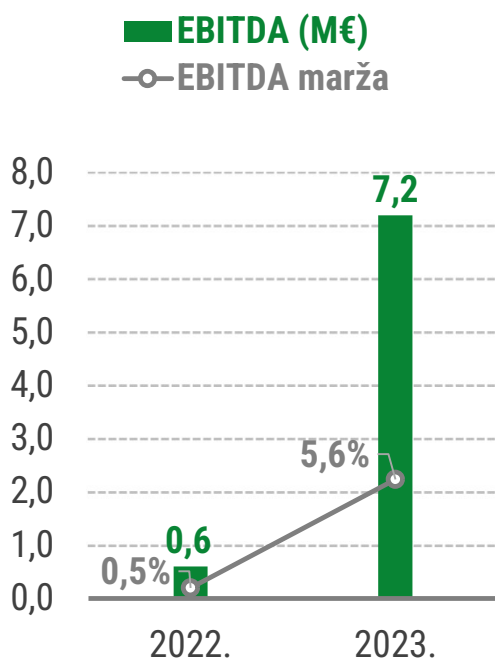
- NORMALIZACIJA DOBAVLJAČKOG LANCA
- RAST NARUDŽBI
- AŽURIRANJA CIJENA



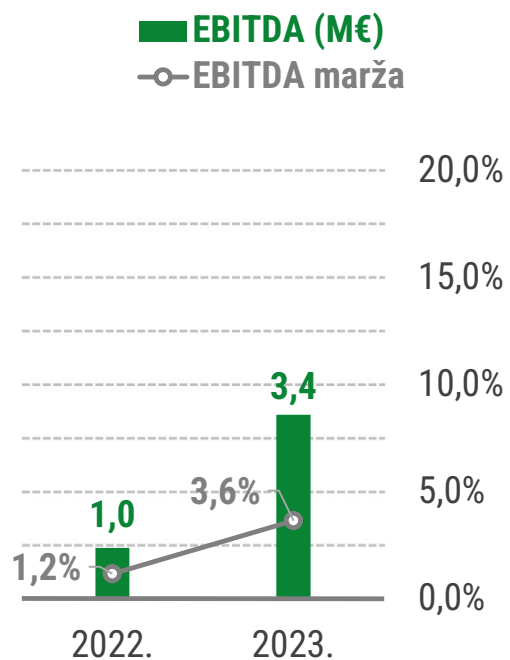
# EBITDA

2

## AD PLASTIK GRUPA



## AD PLASTIK D.D.



## UTJECAJ NA EBITDA

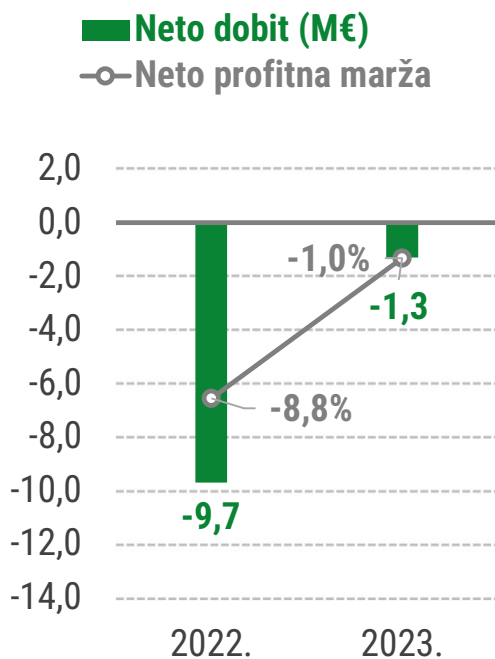
- RAST PRIHODA
- BOLJA ISKORIŠTENOST KAPACITETA
- KOREKCIJA CIJENA SIROVINA I ENERGENATA
- RAST TROŠKA PLAĆA I USLUGA

EBITDA i EBITDA marža u 2022. su normalizirane za ispravak vrijednosti povezan s Rusijom

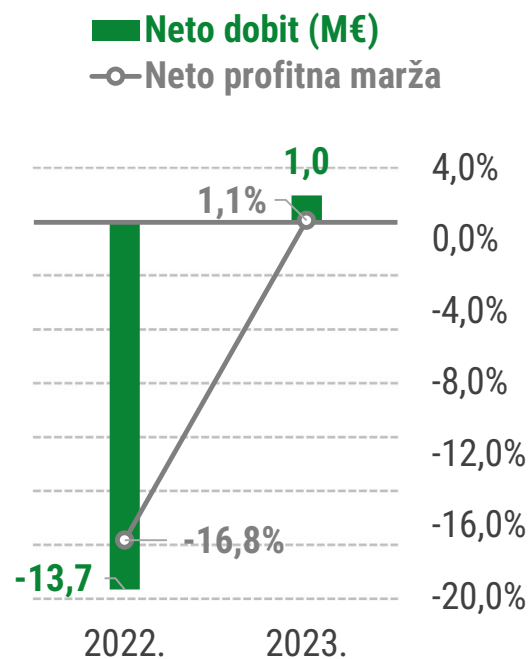
# NETO DOBIT

2

## AD PLASTIK GRUPA



## AD PLASTIK D.D.



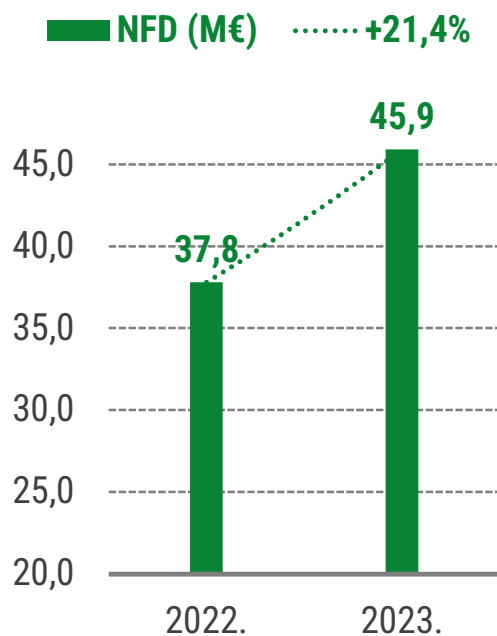
## UTJECAJ NA NETO DOBIT

- VIŠA EBITDA
- VRIJEDNOSNO USKLAĐENJE U 2022.
- NEGATIVNE TEČAJNE RAZLIKE
- DOBIT I DIVIDENDA EAPS-A

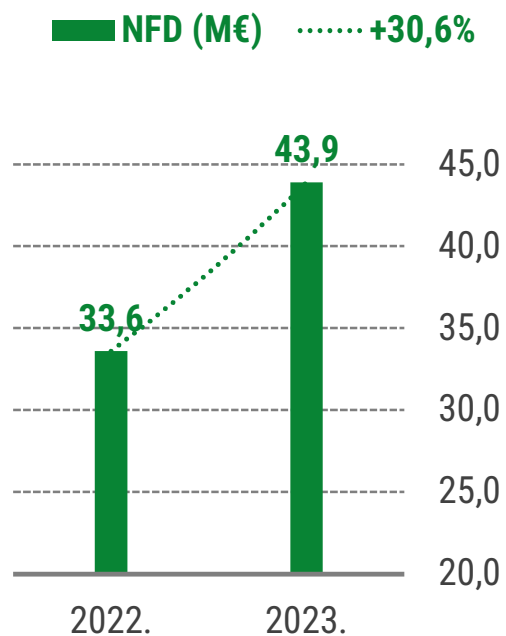
# NETO FINANCIJSKI DUG

2

## AD PLASTIK GRUPA



## AD PLASTIK D.D.



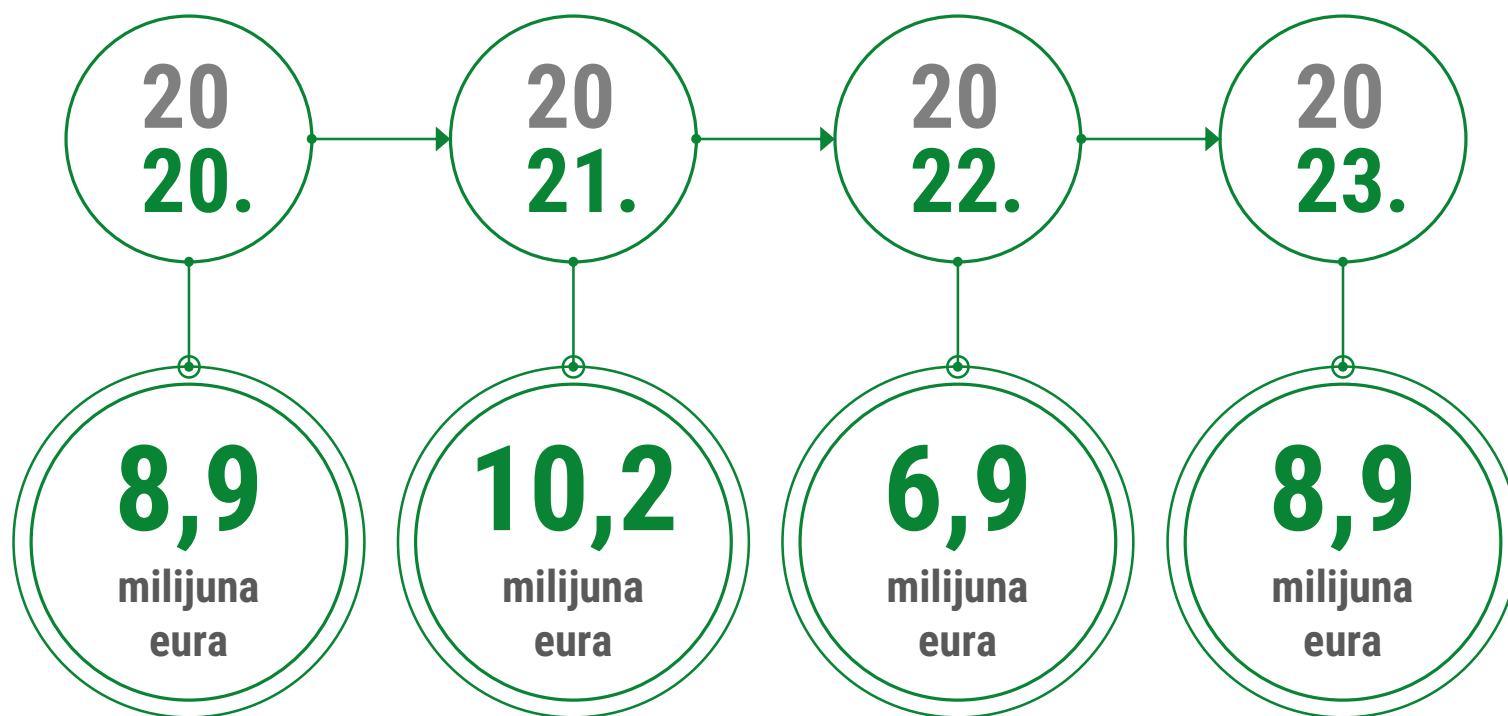
## UTJECAJ NA DUG

- FINANCIRANJE NOVIH PROJEKATA



# INVESTICIJE

2



**ISKORIŠTENOST  
KAPACITETA**

**60%**  
EU + SRBIJA

# PRIDRUŽENO DRUŠTVO EAPS (JV)

2

<b>PRIHODI</b>	<b>100,2 M€</b>
<b>EBITDA</b>	<b>12,1 M€</b>
<b>EBITDA MARŽA</b>	<b>12,0%</b>
<b>NETO DOBIT</b>	<b>8,7 M€</b>
<b>CAPEX</b>	<b>9,1 M€</b>
<b>NOVAC NA RAČUNU</b>	<b>11,3 M€</b>



- VISOKA RAZINA ISKORIŠTENOSTI KAPACITETA
- PRIPREMA ZA NOVE PROJEKTE
- OBNOVA STROJNOG PARKA



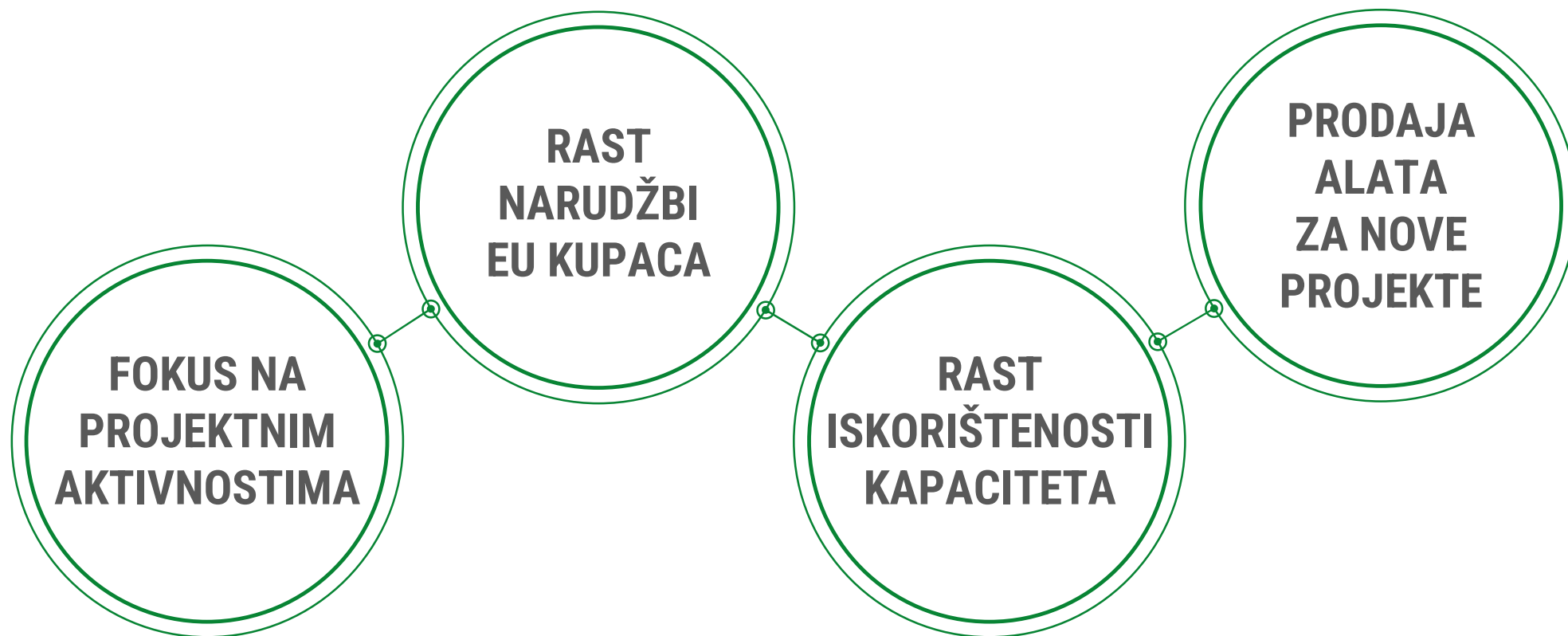
---

# GLAVNA OBILJEŽJA I FINANCIJSKI REZULTATI Q1 2024.



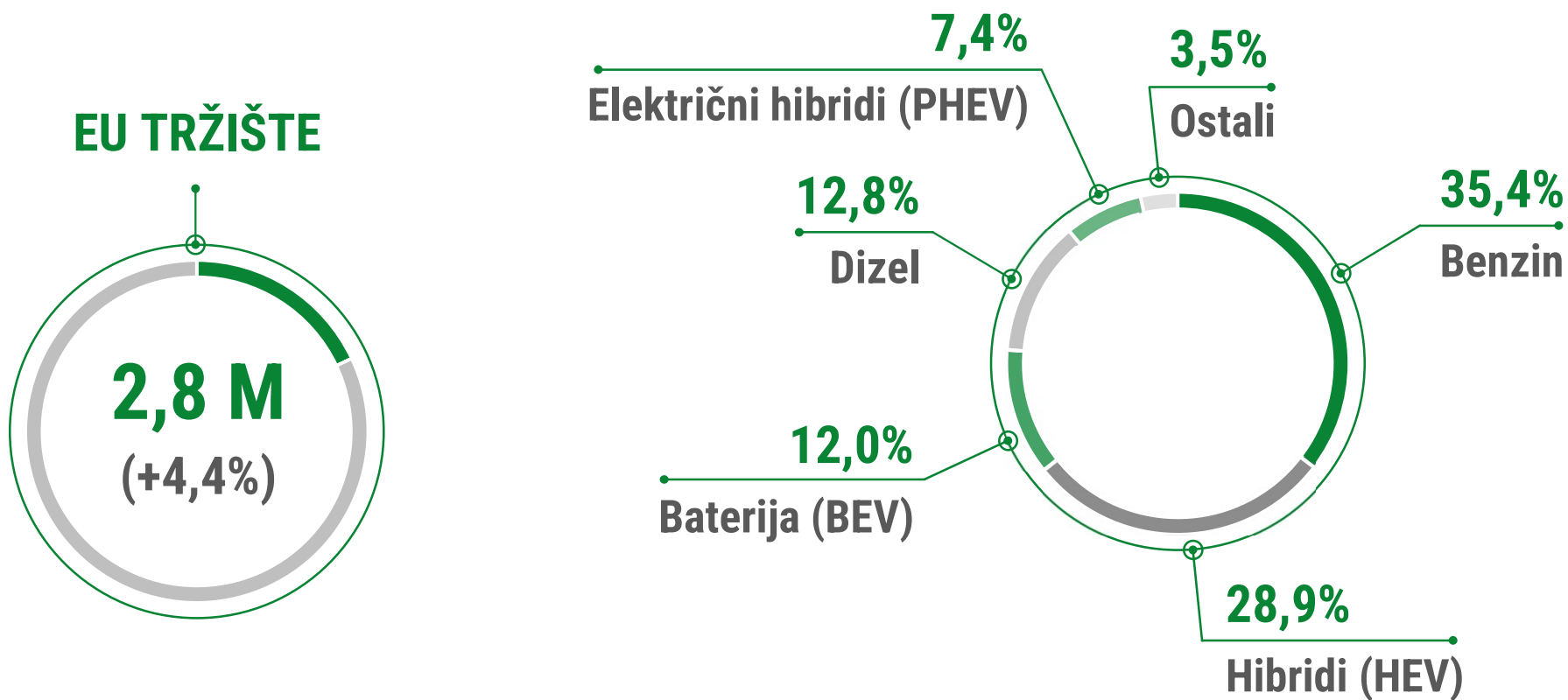
# GLAVNA OBILJEŽJA Q1 2024.

3



# TRŽIŠTE NOVOREGISTRIRANIH AUTOMOBILA

3

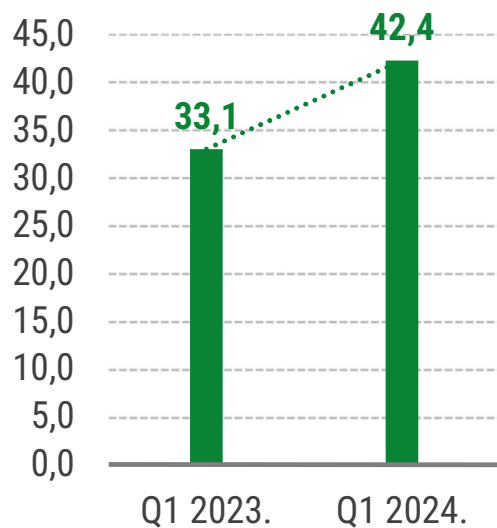


# POSLOVNI PRIHODI

3

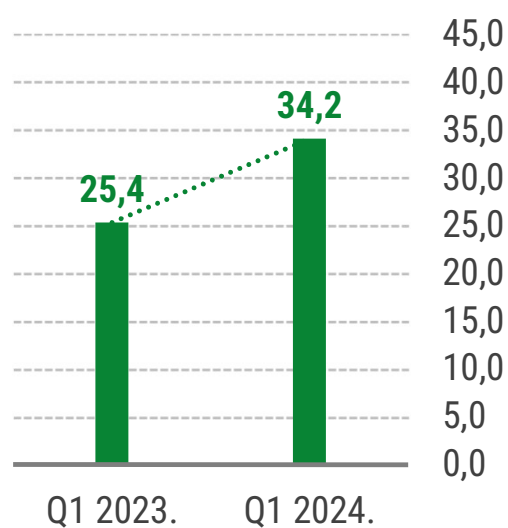
## AD PLASTIK GRUPA

■ Prihodi (M€) .....+28,1%




## AD PLASTIK D.D.

■ Prihodi (M€) .....+34,6%



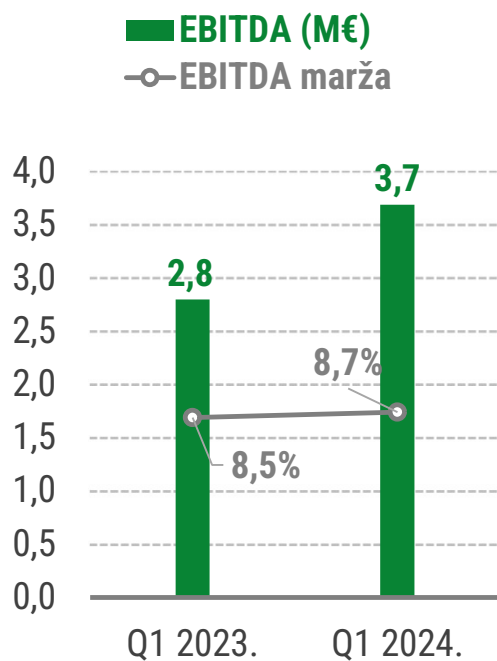
## UTJECAJ NA PRIHODE

- RAST NARUDŽBI KUPACA
- PRODAJA ALATA ZA NOVE PROJEKTE

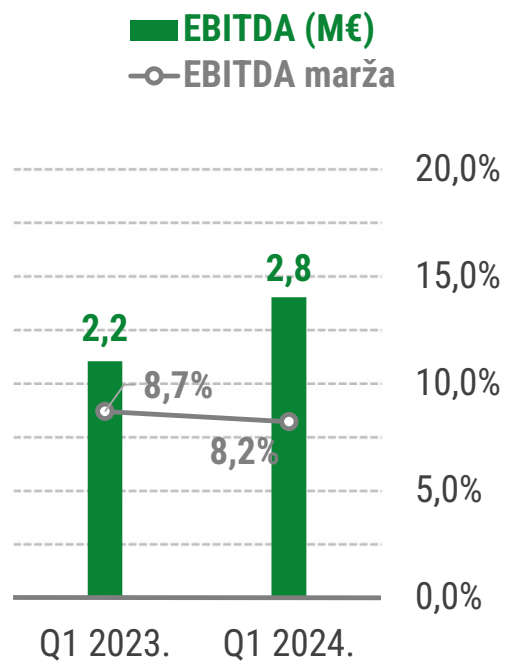


# EBITDA

## AD PLASTIK GRUPA




## AD PLASTIK D.D.



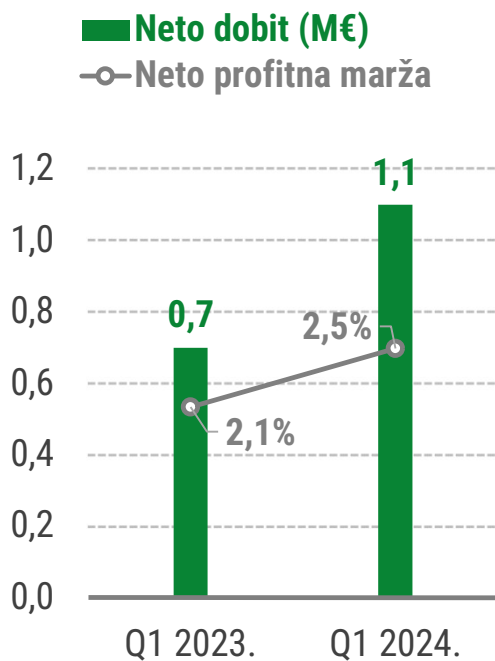
## UTJECAJ NA EBITDA

- RAST PRIHODA
- EFEKT ALATA
- INDUSTRIJALIZACIJA NOVIH PROJEKATA

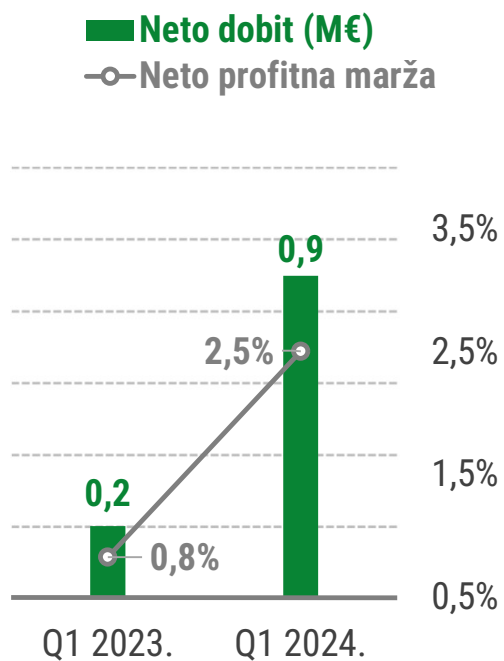


# NETO DOBIT

## AD PLASTIK GRUPA



## AD PLASTIK D.D.



## UTJECAJ NA NETO DOBIT

- EFEKTI IZ EBITDA-e
- MANJI UDIO U DOBITI EAPS-a

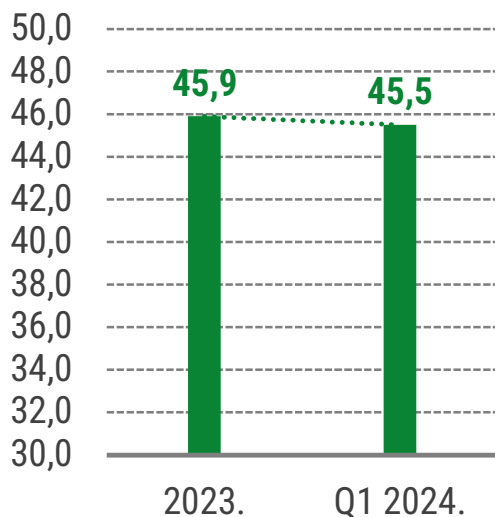


# NETO FINANCIJSKI DUG

3

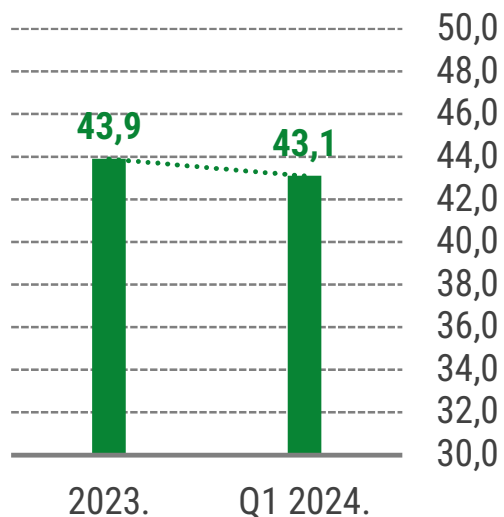
## AD PLASTIK GRUPA

■ NFD (M€) ..... -0,9%




## AD PLASTIK D.D.

■ NFD (M€) ..... -1,8%



## UTJECAJ NA DUG

- FINANCIRANJE NOVIH PROJEKATA
- REDOVNA OTPLATA POSTOJEĆEG DUGA



# PRIDRUŽENO DRUŠTVO EAPS (JV)

3

<b>PRIHODI</b>	<b>25,5 M€</b>
----------------	----------------

<b>EBITDA</b>	<b>2,2 M€</b>
---------------	---------------

<b>EBITDA MARŽA</b>	<b>8,6%</b>
---------------------	-------------


<b>NETO DOBIT</b>	<b>1,2 M€</b>
-------------------	---------------

<b>CAPEX</b>	<b>3,2 M€</b>
--------------	---------------

<b>NOVAC NA RAČUNU</b>	<b>8,1 M€</b>
------------------------	---------------



- ZAMJENA MODELA VOZILA
- TROŠKOVI POČETKA PROIZVODNJE
- OČEKIVANI RAST PRIHODA



---

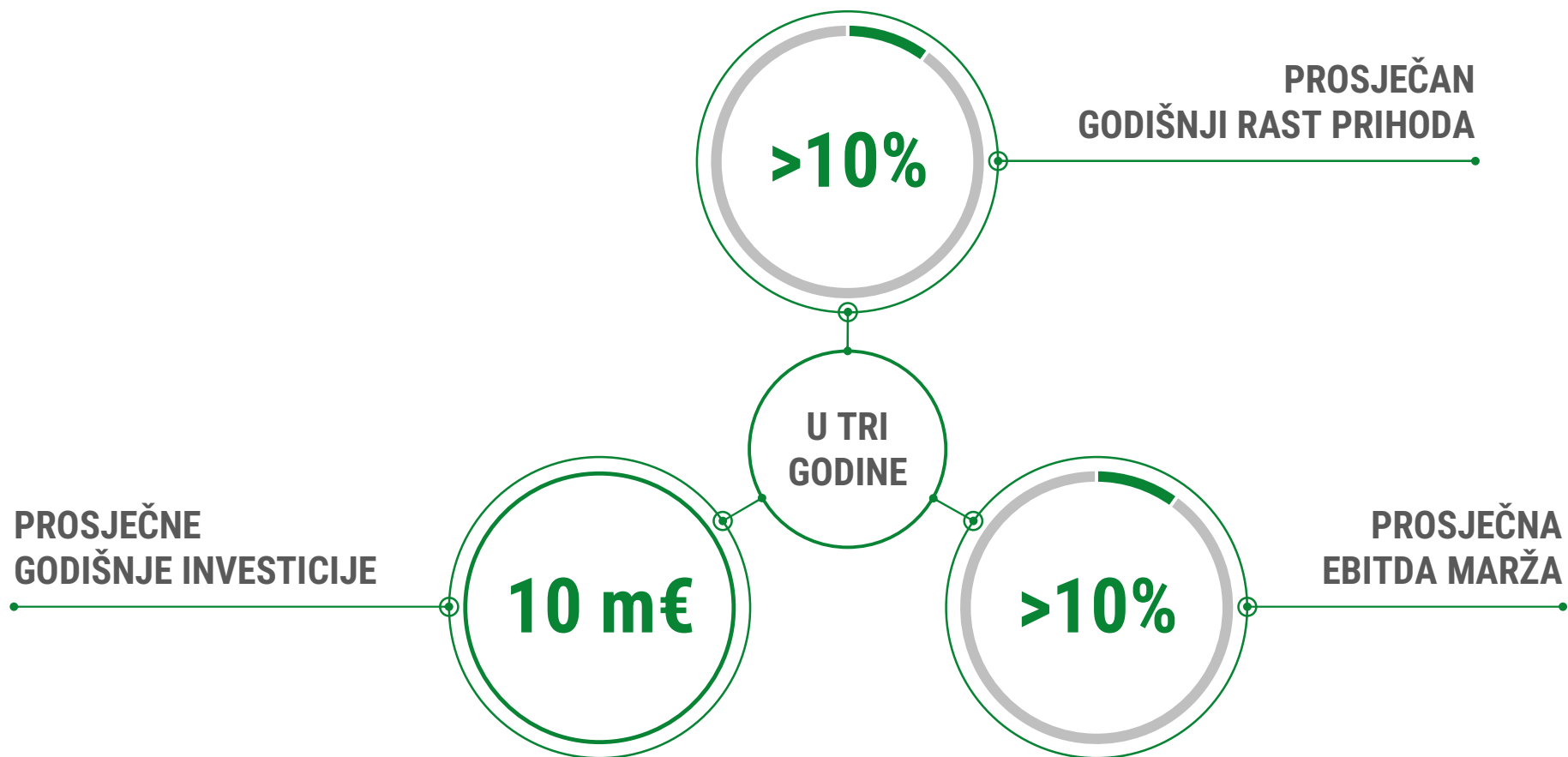
*Plastik*

**OČEKIVANJA**



# OČEKIVANJA

4





## **PITANJA I ODGOVORI**